

This document is meant purely as a documentation tool and the institutions do not assume any liability for its contents

► **B**

**COMMISSION REGULATION (EEC) No 1848/93  
of 9 July 1993**

**laying down detailed rules for the application of Council Regulation (EEC) No 2082/92 on  
certificates of specific character for agricultural products and foodstuffs**

(OJ L 168, 10.7.1993, p. 35)

Amended by:

	Official Journal		
	No	page	date
► <b>M1</b> Commission Regulation (EC) No 2515/94 of 9 September 1994	L 275	1	26.10.1994
► <b>M2</b> Commission Regulation (EC) No 2182/98 of 9 October 1998	L 275	18	10.10.1998

▼B

**COMMISSION REGULATION (EEC) No 1848/93**  
**of 9 July 1993**

**laying down detailed rules for the application of Council Regulation (EEC) No 2082/92 on certificates of specific character for agricultural products and foodstuffs**

THE COMMISSION OF THE EUROPEAN COMMUNITIES,

Having regard to the Treaty establishing the European Economic Community,

Having regard to Council Regulation (EEC) No 2082/92 of 14 July 1992 on certificates of specific character for agricultural products and foodstuffs<sup>(1)</sup>, and in particular Article 20 thereof,

Whereas, in order to ensure that Regulation (EEC) No 2082/92 is applied uniformly, precise deadlines should be set for the registration procedure;

Whereas, in order to take account of differences in legal situation in the Member States, a statement of objection within the meaning of Article 8 of Regulation (EEC) No 2082/92 presented by a group of individuals linked by a common interest may be admissible;

Whereas, in order for the Commission to be able to define the Community symbol and the indication provided for in Articles 12 and 15 respectively of Regulation (EEC) No 2082/92, the necessary information should be gathered in order for an evaluation to be made;

Whereas these arrangements constitute a new Community system in response to requests from consumers for information about specific traditional products; whereas it is essential to explain the meaning of the Community symbol and the indication to the public, without thereby removing the need for producers and/or processors to promote their respective products;

Whereas Regulation (EEC) No 2082/92 does not rule out the existence of national systems of certification for agricultural products and foodstuffs; whereas the use, where appropriate, of a national symbol in conjunction with the Community symbol should be permitted in the labelling, presentation and advertising of such products;

Whereas the measures provided for in this Regulation are in accordance with the opinion of the Regulatory Committee on Certificates of Specific Character,

HAS ADOPTED THIS REGULATION:

*Article 1*

1. The six-month period referred to in Article 9 (1) of Regulation (EEC) No 2082/92 shall start to run on the date of publication in the *Official Journal of the European Communities* referred to in the second subparagraph of Article 8 (1) of that Regulation.

2. The six-month period shall consist of:

— a period of five months during which any natural or legal person legitimately concerned by the registration may object to the planned registration pursuant to Article 8 (3) of Regulation (EEC) No 2082/92, and

a period of one month, or a longer period insofar as the period provided for in paragraph 1 is observed, made available to the competent authorities in the Member States for the transmission of such objectives to the Commission.

<sup>(1)</sup> OJ No L 208, 24. 7. 1992, p. 9.

**▼B***Article 2*

For the purposes of the dispatch by the competent authorities of the Member State within the time limit laid down of:

- notifications of objections within the meaning of Article 9 (1) of Regulation (EEC) No 2082/92, and
- notifications of objections and statements within the meaning of Article 11 (4) of Regulation (EEC) No 2082/92,

account shall be taken of either the date of dispatch, the postmark being accepted as date of dispatch, or the date of receipt where the documents are delivered to the Commission directly or by telex or fax.

*Article 3*

Where national law treats a group of individuals without legal personality as a legal person, the said group of individuals shall be authorized to consult the application within the meaning and subject to the conditions of Article 8 (2) of Regulation (EEC) No 2082/92 and to lodge an objection within the meaning and subject to the conditions of Article 8 (3) of that Regulation.

*Article 4***▼M1**

1. The Community symbol referred to in Article 12 of Regulation (EEC) No 2082/92 and the indication referred to in Article 15 of that Regulation are as set out in Parts A and B of Annex I hereto. The indication may be used without the Community symbol.

To ensure the correct use of the Community symbol and the indication, the technical rules for reproduction set out in the graphic manual in Annex II hereto shall be observed.

**▼B**

2. For a period of ►M2 nine ◀ years following the date of entry into force of this Regulation, the Commission shall take the necessary steps to inform the public of the meaning of the indication and of the Community symbol. Such steps shall not take the form of aid to producers and/or processors.

**▼M2**

An assessment of the action taken shall be made.

**▼M1***Article 4a*

1. A producer and/or processor entitled to use the indication and the Community symbol pursuant to Regulation (EEC) No 2082/92 may choose from among the models shown in Annex I hereto the one(s) suitable for placing the agricultural product or foodstuff on the market.

2. A producer and/or processor who wishes to refer, in the labelling or presentation and/or in advertisements for the agricultural product or foodstuff, to the system of certificates of specific character established by Regulation (EEC) No 2082/92 shall incorporate the model(s) shown in Annex I hereto in that information.

**▼B***Article 5*

The simultaneous use of the Community symbol and national symbols shall be authorized for agricultural products and foodstuffs which satisfy both the requirements of Regulation (EEC) No 2082/92 and national requirements to which those products or foodstuffs correspond.

*Article 6*

Subsequent to the registration provided for in Article 9 (1) of Regulation (EEC) No 2082/92, the competent authorities shall ensure that any individual may consult the specification of the agricultural product or foodstuff which has been so registered.

**▼M1**

*Article 6a*

1. A Member State may lay down that the name of the inspection authority or body referred to in Article 14 of Regulation (EEC) No 2082/92 working within the inspection structure of that Member State must appear on the label of the agricultural product or foodstuff.
2. The inspection authority or body shall communicate to the Member State the names and addresses of the producers authorized to use the registered name together with the indication and the Community symbol. Member States shall keep the list of authorized producers at the disposal of the other Member States and the Commission.

**▼B**

*Article 7*

This Regulation shall enter into force on 26 July 1993.

This Regulation shall be binding in its entirety and directly applicable in all Member States.

▼MI

ANNEX I

## PART A

Dansk



Deutsch



Ελληνικά



English



Español



Français



Italiano



Nederlands



Português



▼M1**PART B**

Dansk:	GARANTI FOR TRADITIONEL SPECIALITET
Deutsch:	GARANTIERT TRADITIONELLE SPEZIALITÄT
Ελληνικά:	ΕΙΔΙΚΟ ΠΑΡΑΔΟΣΙΑΚΟ ΠΡΟΪΟΝ ΕΓΓΥΗΜΕΝΟ
English:	TRADITIONAL SPECIALITY GUARANTEED
Español:	ESPECIALIDAD TRADICIONAL GARANTIZADA
Français:	SPÉCIALITÉ TRADITIONNELLE GARANTIE
Italiano:	SPECIALITÀ TRADIZIONALE GARANTITA
Nederlands:	GEGARANDEERDE TRADITIONELE SPECIALITEIT
Português:	ESPECIALIDADE TRADICIONAL GARANTIDA

*ANNEX II***GRAPHIC MANUAL****CONTENTS:**

I. INTRODUCTION	2
WHY A LOGO?	2-3
II. GENERAL USE OF THE LOGO	4
A. THE REFERENCE COLOURS	4-5
B. CONTRAST WITH A BACKGROUND	
COLOUR	6
C. TYPOGRAPHY	6
D. LANGUAGE VERSION	7
E. REDUCTION RATE	7
F. PLACEMENT OF THE LOGO ON	
PACKAGING AND LABELS	8
III. SPECIFIC USE	8
A. IN THE MEDIA	8
B. OTHER METHODS	8
IV. ORIGINAL BROMIDES	9
A. TWO COLOUR SELECTION	9-17
B. THREE COLOUR SELECTION	18-21
C. OUTLINE OF LOGO	21
D. ONE COLOUR POSITIVE	
SELECTION	22
E. ONE COLOUR NEGATIVE	
SELECTION	22
F. COLOUR SAMPLE SHEETS	
(YELLOW, BLUE)	23-25

▼ M1**I. INTRODUCTION***Why a logo?*

*The creation of a system to upgrade products of a specific character, as established by Council Regulation (EEC) No 2082/92, allows producers of agricultural products and foodstuffs to raise the profile of their products in the eyes of consumers throughout the whole of the European Union by registering the name of the products in a Community register.*

*In order to be eligible for registration, a product must be specific within the meaning of the Regulation; that is to say, it must be clearly distinct from other products in the same category, and must exhibit a traditional character by way of traditional raw materials, a traditional composition, or a traditional method of production and/or processing.*

*Community registration links a product name to a recognized product specification, in which the specific character of the product is defined. Inspections organized by Member States will ensure consumer protection, with a view to monitoring the observance and constancy of the specific characteristics attested.*

*Thanks to this system, you, as producers, will be able to make use of a marketing tool in the form of a distinctive logo. This will allow you to distinguish your products from others on the market. You will be able to apply this logo to the label or packaging of your products, or use it in your publicity campaigns to stress their specific traditional nature.*

*The presence of the logo on your products provides real assurance for the consumer, emphasizing that this is a 'guaranteed traditional speciality'. In this way, your products will inspire increased confidence in consumers.*

*This graphic manual will serve as a guide to printing the logo on your products. It demonstrates a number of possible ways in which the logo can be used, and allows you to make your choice with confidence, whatever your printing needs.*

▼M1



This graphic symbol represents a stylized sun. The sun, symbol of light and of the quality of life, is closely linked to products which derive from the soil.

This graphic representation combines neatly with the 12-star symbol of the European Union.

▼ **M1**

**II. GENERAL USE OF THE LOGO**

**A. The reference colours**


When using the logo on packaging and labels, preference should be given to the use of the logo in colour, either Pantone®, or quadrichrome.

**1. Logo in Pantone®**

Blue: PMS Reflex blue  
Yellow: PMS 109

Text in blue

*Logo in Pantone®*




*Logo in Quadrichrome*


**2. Logo in quadrichrome**

The logo in quadrichrome will be the usual solution, because most packaging is printed in this manner. This differs from the two colour PMS version in that the text will be superimposed in black to preserve legibility if the logo is reduced.

Blue: 100% cyan + 80% magenta  
Yellow: 90% yellow + 10% magenta

Black: 100% black (text)



**▼M1***Logo 1 positive colour**Logo 1 negative colour***3. Logo in one colour**

Where certain products use printing colours for their packaging or labelling which are altogether different from the logo reference colours, there are two possibilities:

a. In positive format

When the background colour on the product packaging or label is light, use the logo in positive format, in the darkest colour used for the packaging or label.

b. In negative format

When the background colour on the product packaging or label is dark, use the logo in negative colour, in the same background colour used for the packaging or label.

▼ M1**B. Contrast with a background colour**

When the logo is used in colour on packaging or labels, the colour yellow will be directly in contact with any background colour. In order to avoid colour associations which would lack contrast, or which clash, use the logo with a delimitation area around the periphery.

*Logo with a background colour*

**C. Typography**

The type face used for the wording:  
Times Roman in capitals.  
Where the wording is used alone, the letters may be reduced in accordance with the minimum values specified under Point E.

Times Roman (in capitals)

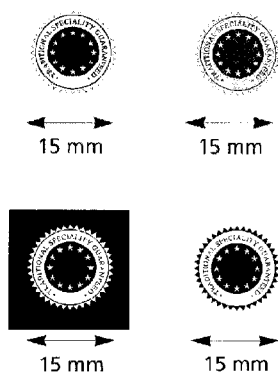
ABCDEFGHIJKLMNOPQR  
STUVWXYZ

▼ M1**D. Language version**

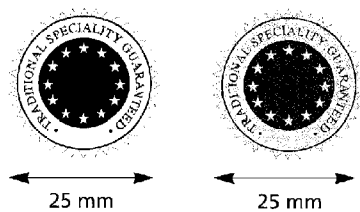
You are free to use the language version(s) of the logo of your choice.

**E. Reduction rate**

*Logo in 15mm reduction*



*Logo in 25mm reduction*

**1. On packaging**

When you use the logo on different types of packaging or labels, you may need to reduce its size. The minimum is set at 15mm diameter.

**2. In the media (press releases, folders, etc.)**

For this specific use, the minimum is set at 25mm diameter.

**▼M1*****F. Placement of the logo on packaging and labels***

If you use the logo, it is to give your product something extra, providing it with an intrinsic value. Accordingly, the logo must be plainly visible to the consumer. Recognition by the consumer of a symbol such as this will be all the quicker and more effective if the logo is used in colour.

The examples given above for the use of the logo in one colour or in negative are only provided to resolve any technical problems which you may encounter, and should not therefore be taken as guidelines for general use.

In conclusion, opt for the logo in colour, placed in a clearly visible position on the packaging or label; this will be of most benefit to your products.

**III. SPECIFIC USE*****A. In the media***

For publicity (press campaigns, posters, commercials, audio-visuals, direct marketing, brochures, etc.), which is intended to make the logo known, or to promote a product using the logo, the logo should appear in colour.

***B. Other methods***

When using the logo on a vehicle, a signboard, a shop window, etc., the colours should replicate as closely as possible the official reference colours.

▼M1

#### IV. ORIGINAL BROMIDE SHEETS

A. Two colour selection

#### DANSK

Selection of yellow

Selection of blue



▼M1

## DEUTSCH

Selection of yellow

Selection of blue






▼M1

ΕΛΛΗΝΙΚΑ

Selection of yellow

Selection of blue



▼M1

**ENGLISH**

Selection of yellow

Selection of blue



▼M1

## ESPAÑOL

Selection of yellow

Selection of blue



▼M1

## FRANÇAIS

Selection of yellow



Selection of blue



▼M1

## ITALIANO

Selection of yellow

Selection of blue



▼M1

## NEDERLANDS

Selection of yellow

Selection of blue



▼M1

## PORTUGUÊS

Selection of yellow

Selection of blue





▼M1

*B. Three colour selection*

Selection of yellow



Selection of blue



▼M1

Selection of black text

**DANSK**

• GARANTI FOR TRADITIONEL SPECIALITET •

**DEUTSCH**

• GARANTIERT TRADITIONELLE SPEZIALITÄT •

**ΕΛΛΗΝΙΚΑ**

• ΕΛΛΗΝΙΚΟ ΠΑΡΑΔΟΣΙΑΚΟ ΠΡΟΪΟΝ ΕΓΓΥΗΜΕΝΟ •

**ENGLISH**

• TRADITIONAL SPECIALITY GUARANTEED •

▼M1

**ESPAÑOL**

• ESPECIALIDAD TRADICIONAL GARANTIZADA •

**FRANÇAIS**

• SPÉCIALITÉ TRADITIONNELLE GARANTIE •

**ITALIANO**

• SPECIALITÀ TRADIZIONALE GARANTITA •

**NEDERLANDS**

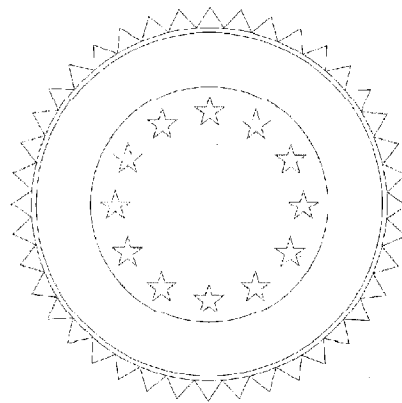
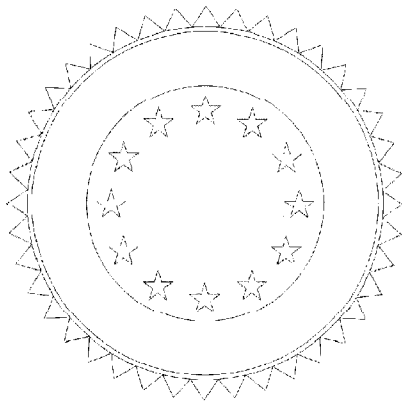
• GEGARANDEERDE TRADITIONELE SPECIALITEIT •

▼M1

**PORTUGUÊS**


• ESPECIALIDADE TRADICIONAL GARANTIDA •

*C. Outline of logo*




▼M1

*D. One colour positive selection*




*E. One colour negative selection*



▼M1

*F. Colour sample sheets*

*Colour yellow sample sheet  
Reference PMS 109*



▼ M1

*Colour blue sample sheet  
Reference PMS Reflex Blue*

